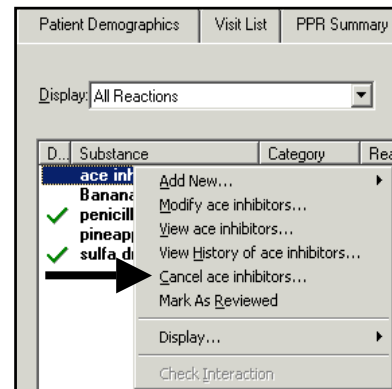


Converting a Free-Text Allergy

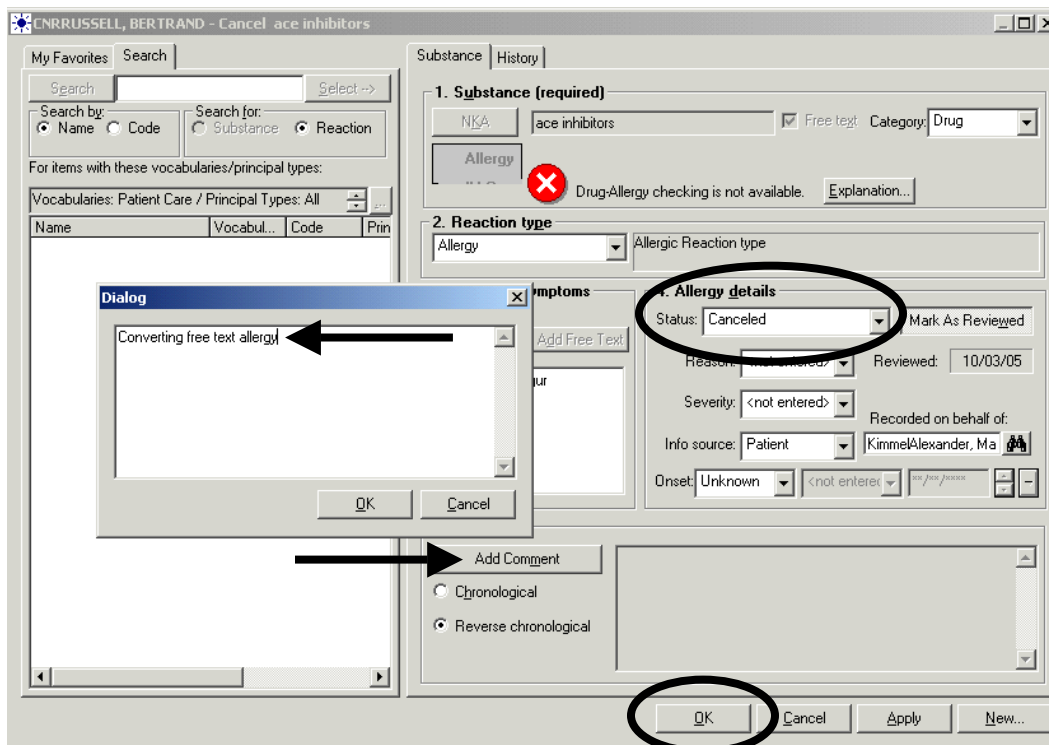
Drugs that have been entered via Free-Text appear without the green checkmark in front of the drug name. These need to be canceled and reentered through the Catalog or the Search function. In the example below “ace inhibitors” is a free-text allergy. It does not have a checkmark in front of the name.

Display:	All Reactions	Perform Reverse Allergy Check	Mark All Shown as Reviewed	Mark Selected as Reviewed				
D...	Substance	Category	Reactions	Severity	Type	C...	Est. Onset	Reaction S...
	ace inhibitors	Drug	swollen tongur		Allergy		Unknown	Active
	Bananas	Food	Shortness of ...		Allergy		About 1986	Active
✓	penicillin (PCN)	Drug	Rash, Hives		Allergy		About 1984	Active
	pineapple	Food	rash, swollen l...		Allergy		Unknown	Active
✓	sulfa drug (Bactrim ...	Drug	Difficulty Brea...		Allergy		About 1976	Active

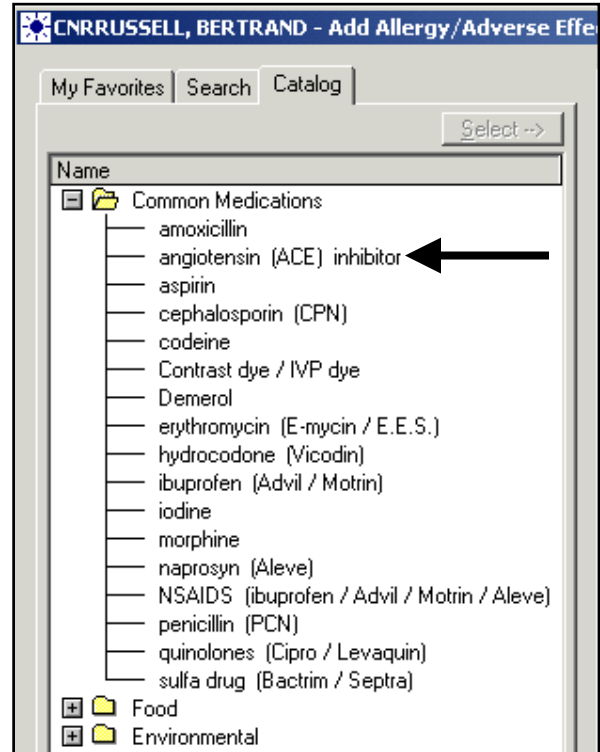
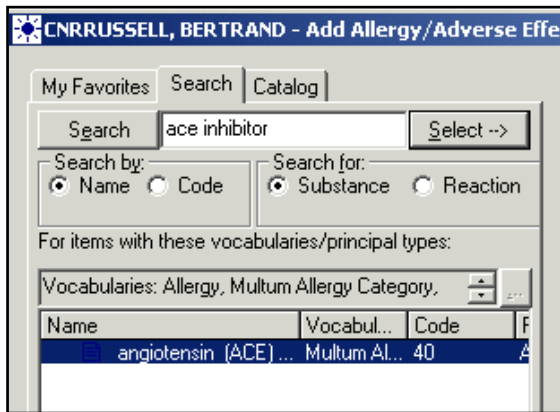
1. Right click on the drug name and select “Cancel ace inhibitors”.



2. This window will appear. The status of the allergy will be “Canceled”. Click on “Add Comment” and type in “Converting free-text allergy.” Click OK.

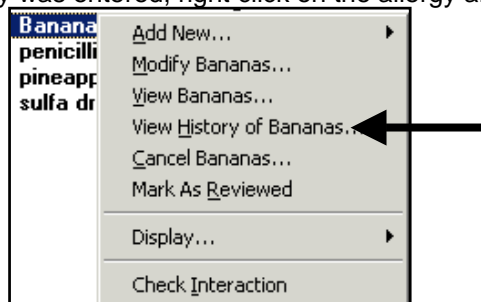


3. Enter allergy correctly through the Search function or using the Common Medications catalog.



CONVERTING FREE TEXT FOOD ALLERGIES: It is not as easy to identify a food allergy that was entered by free-text. However, it is equally important that these are entered through the catalog or the Search function so they will cross-reference with the Nutrition Department's application.

1. To identify how a food allergy was entered, right click on the allergy and select "View History of"



2. If the food allergy has been entered correctly it will say "Codified Substance" If it has been entered as free-text, it will say "Freetext Substance". Cancel free-text food allergies and enter correctly using the Search function or the Food Catalog as shown above.

